
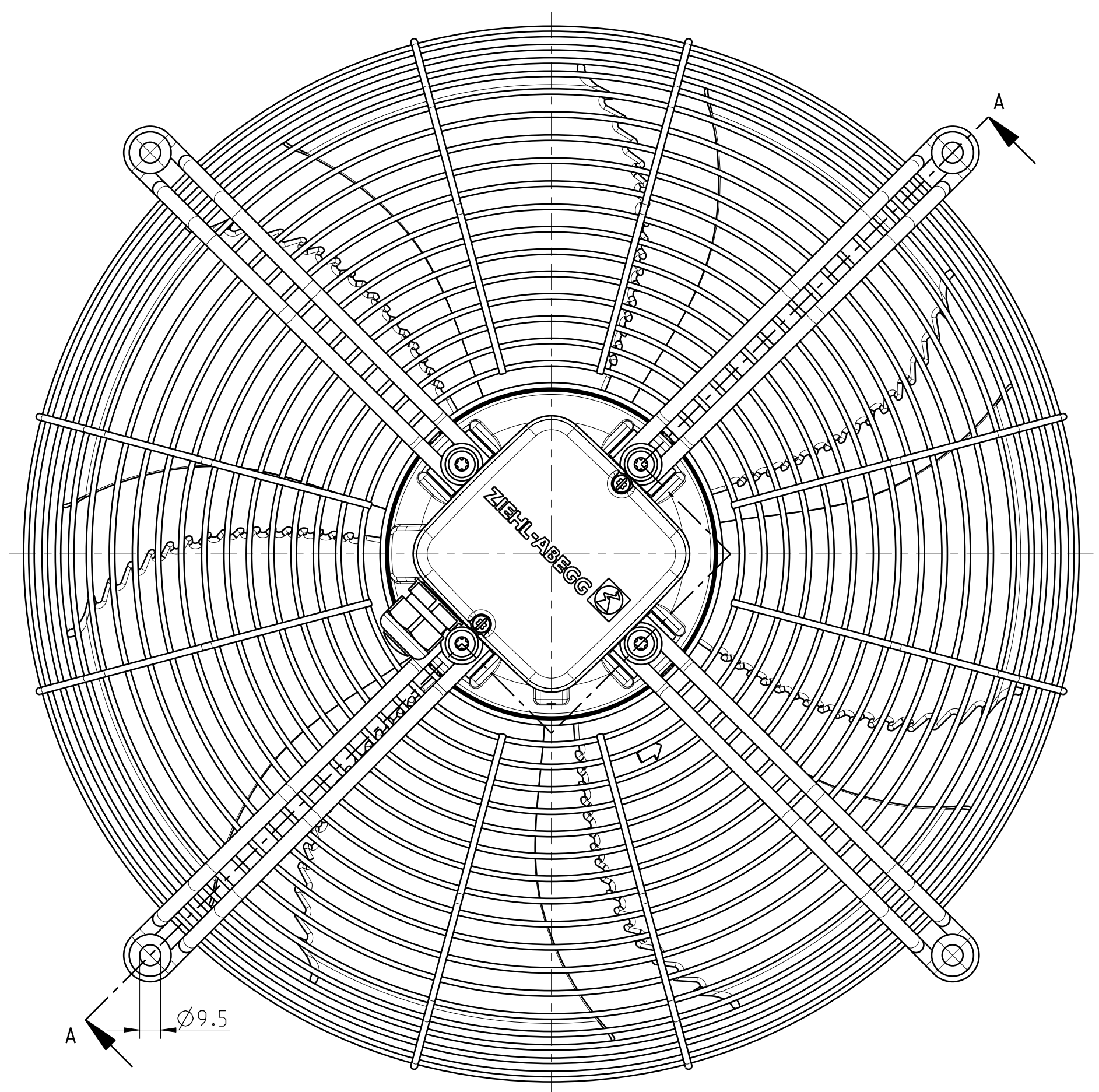
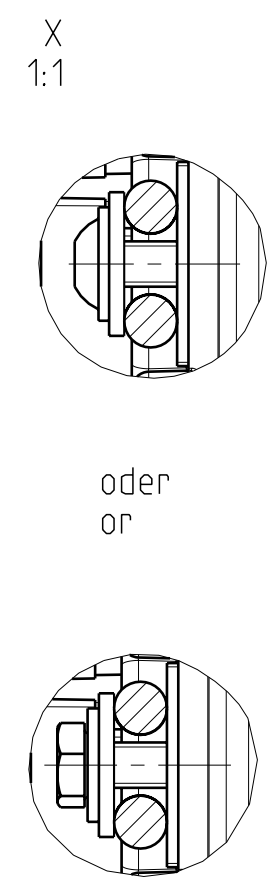
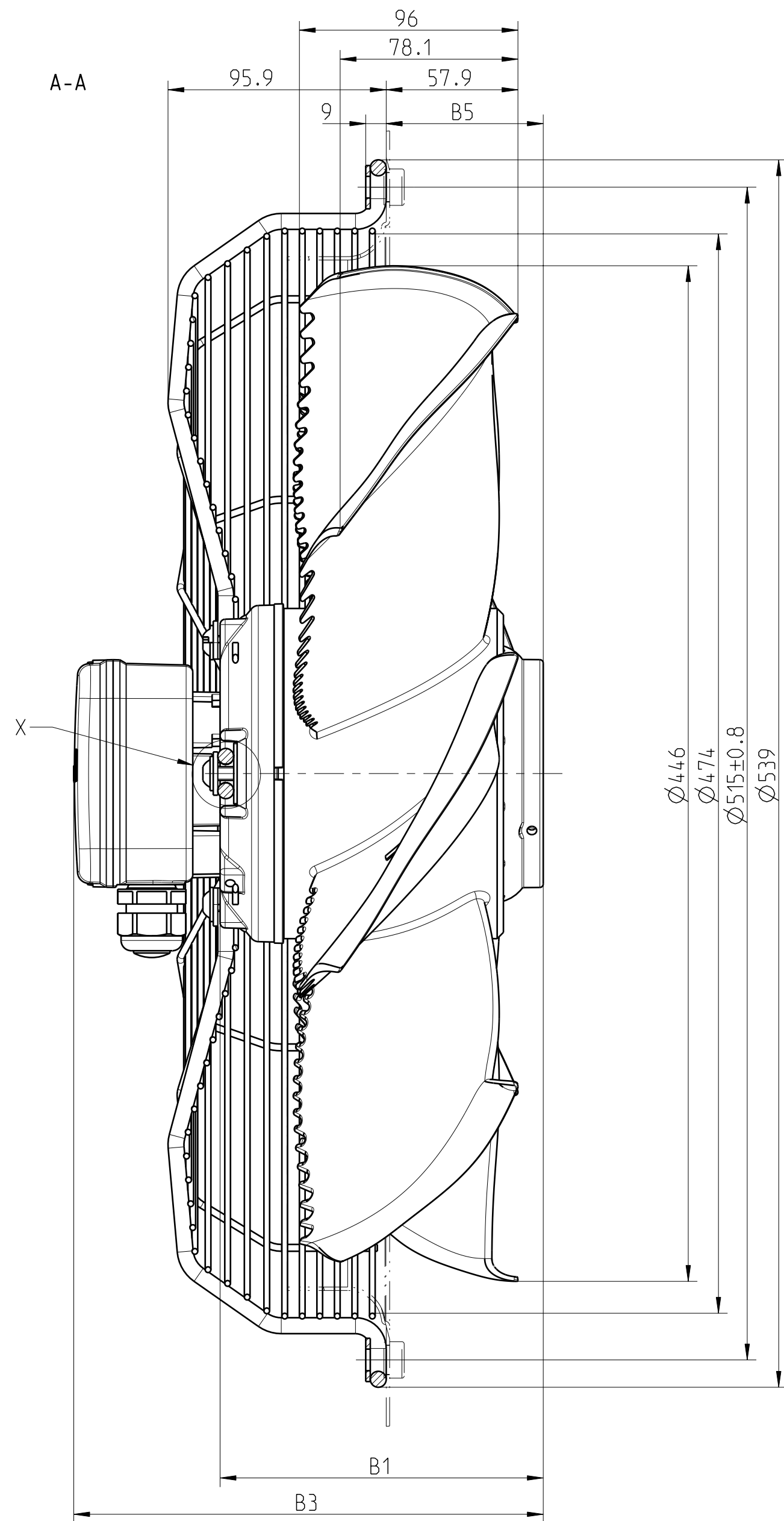


Förderrichtung V
Airflow direction V



ZEICHNUNGSNR	BENENNUNG	B1	B3	B5	MASSE
19045-K401.1	FN045-__K.4C.V7P1	127.0	191.3	54.0	9.6
19045-K401.2	FN045-__K.4F.V7P1	142.0	206.3	69.0	11.0
19045-K401.3	FN045-__K.4I.V7P1	162.0	226.3	89.0	12.6

Modelldarstellung 19045-K401.2
model illustration 19045-K401.2

	Allgemeintoleranzen general tolerances				Maßstab scale	Motor 106
					1:2	Kundenzeichnung customer drawing
This drawing is property of ZIEHL-ABEGG SE. The reproduction, distribution and utilization is subject to authorization. All rights reserved.	Index index	Anderung revision	Datum date	Name name	Benennung title	FN045-__K.4.V7P1
	5	L14997	30.07.2014	hli		
	erstellt drawn	geprüft checked	Norm standard			Zeichnungsnummer drawing number
Ersatz für replacement for	Maße in mm dimensions in mm			Teilenummer part number	Zeichnung A2 drawing	Blatt 1 sheet