

FE2owlet

for three phase alternating current, 6-6 pole

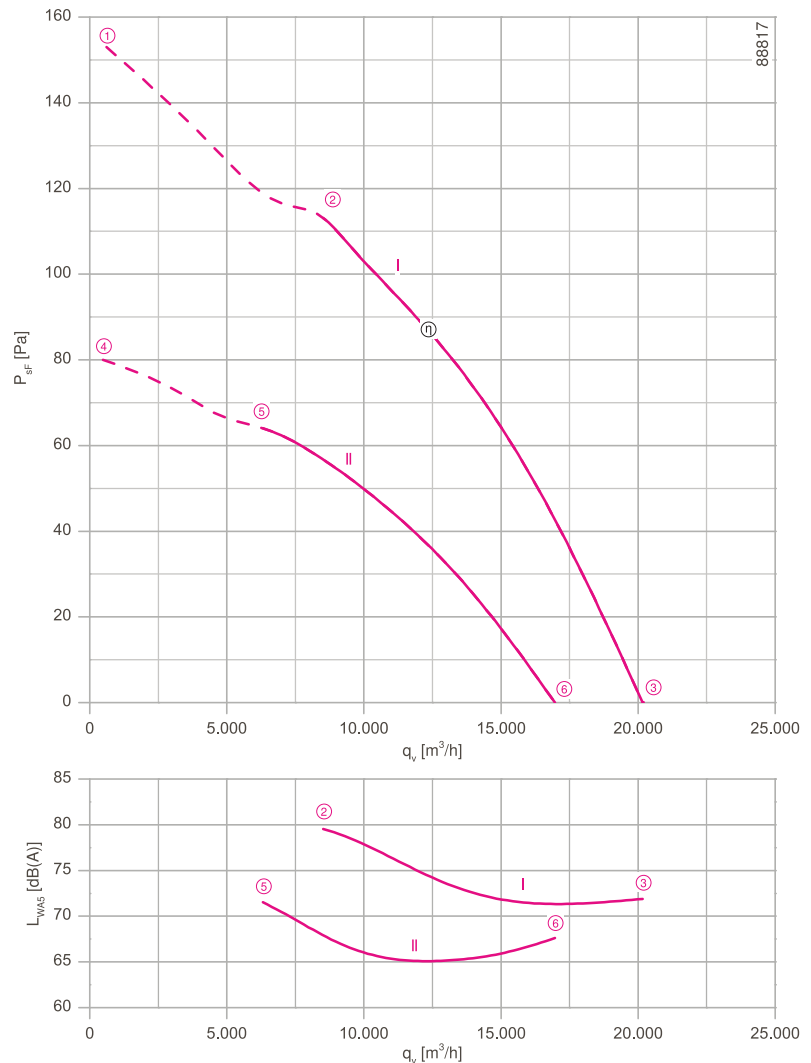
FN091-AD



Description

Motor technology: AC
 Rated voltage U_N : 3~ 400 V (Δ/Y) $\pm 10\%$ *
 Rated frequency f_N : 50 Hz* (60Hz data available)
 Motor input power P_1 : 0.90/0.54 kW*
 Rated current I_N : 2.20/1.10 A*
 Rated speed n_N : 660/ 500 min⁻¹*
 Starting current I_s : 5.00 A / 1.50 A
 Current increase ΔI : 0 %
 Thermal class: **THCL155***
 Min. permitted conveyor temperature $t_{R(min)}$: -40 °C
 Max. permitted conveyor temperature $t_{R(max)}$: 70 °C
 Electrical connection: Terminal box
 Number of blades: 7
 Protection class: IP54
 Motor protection: Thermal contact
 Blades: Aluminium, uncoated
 Rotor: Aluminium, uncoated
 Conformity: ErP 2015, CE
ErP Data
 Efficiency η_{statA} : 36.5 %
 Efficiency: $N_{actual} = 43.2 / N_{target} = 40$ **
 * Rated data
 **ErP 2015

Characteristic curve



Measured in full bell mouth without guard grille in installation type A according to ISO 5801.

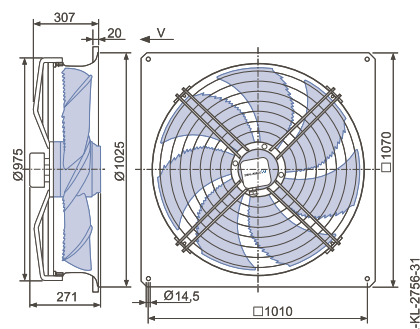
➤ Connection diagram 1360-108XA Page 608

➤ System components Page 524

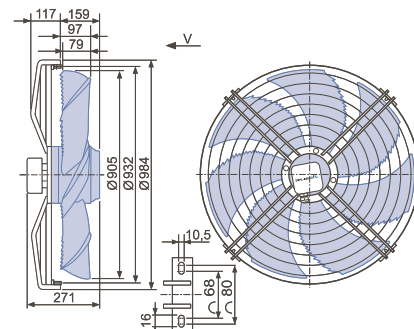
Dimensions [mm]



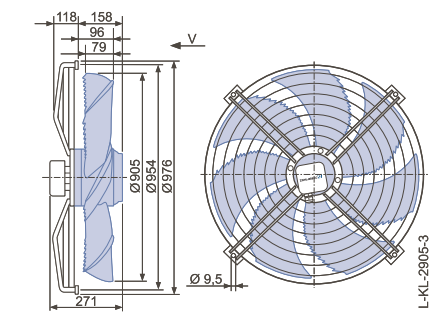
Design Q - square, full bell mouth



Design S - radially bolted, mounting for full bell mouth Q and L



Design I - axial bolted, mounting for bell mouth flange for pipe socket H or full bell mouth Q or L



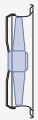


Performance data

Type	Connection	Characteristic curve	Voltage	Operating point	Current	Motor input power	Speed	Suction side sound power level L_{WAS} [dB]
			U [V]		I [A]	P_i [W]	n [min ⁻¹]	
FN091-AD_6N_7P2	Δ	I	400	①	2.40	1100	620	
			400*	②	2.20*	900*	660*	80
			400	③	1.85	620	690	72
	Y	II	400	④	1.20	600	440	
			400*	⑤	1.10*	540*	500*	72
			400	⑥	0.90	440	590	68

*rated data

Fan ordering information

← Airflow direction V

Design	Q	S	I
			
Type	FN091-ADQ.6N.V7P2	FN091-ADS.6N.V7P2	FN091-ADI.6N.V7P2
Article no.	156214	156215	156213
Weight [kg]	50.70	34.10	34.20

Control technology

<p>Frequency inverter Fcontrol 3~</p>  <p>➤ Page 558</p>	<p>Motor protection units 3~</p>  <p>➤ Page 596</p>	<p>Transformer-based controllers 3~</p>  <p>➤ Page 591</p>	<p>Electronic voltage controllers 3~</p>  <p>➤ Page 578</p>
--	---	--	---