

**Diameter:** **330 mm**

**R09\_-3330H\_-ES25C-01A06**



Nominal data according to standard EN 60335:	
Phase	1~
Nominal voltage	230 V
Nominal voltage range	230 V
Frequency	50-60 Hz
Input power	120 W
Input current	0.90 A
Nominal speed	1550 RPM
Min. ambient temperature	-25 °C
Protection class	IP44
Insulation class	130

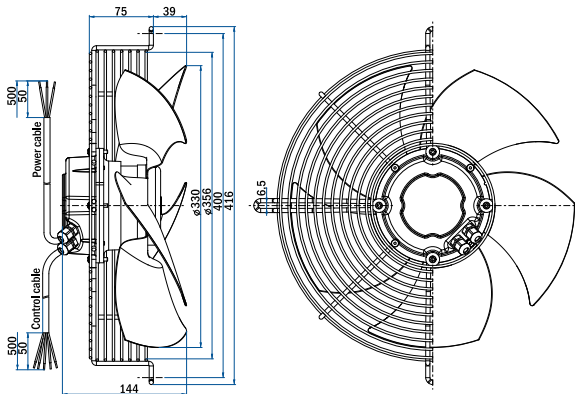
**ErP data according to EU regulation 327/2011:**  
**Is not subject to the EU regulation 327/2011.**  
 Power input lower than 125 W.

General notes	
Connection diagram: 0302-1-0000	See section Connection diagrams
Guard grills & wall-plates	See section Accessories
Standards compliance	See introduction page

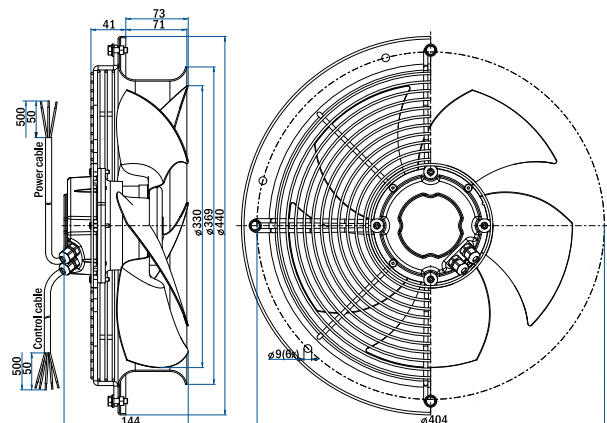
**Dimensions and fan ordering information**

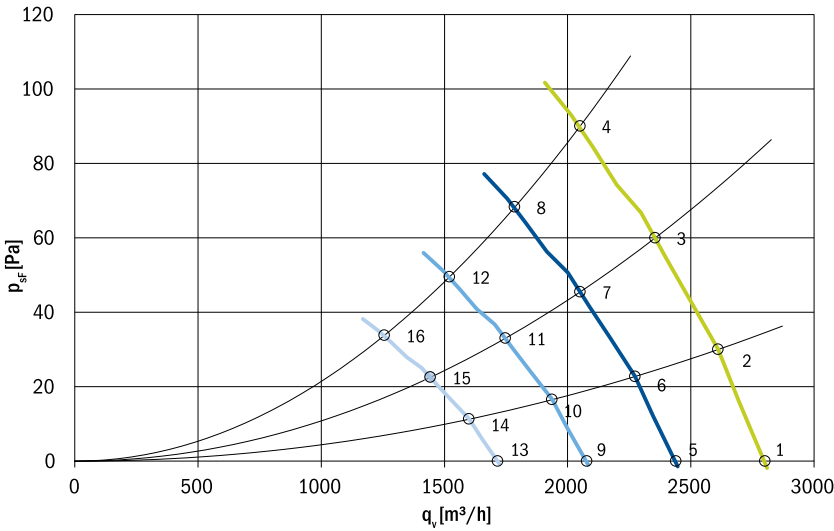


Type: R09R-3330HS-ES25C-01A06  
 Code: 0309-4-2001  
 Weight: 3.5kg



Type: R09P-3330HS-ES25C-01A06  
 Code: On request  
 Weight:





**Aerodynamic characteristic:**

- measured in full bell mouth without guard grill
- installation category A according to ISO 5801

**Sound power level:**

- measured on pressure side
- fan mounted in full bell mouth without guard grill
- measured according to ISO 3741; installation type A

The values given may vary according to actual installation in the unit.

**Definition of symbols**

- U [V]** Supply voltage
- f [Hz]** Frequency
- n [RPM]** Fan speed
- q<sub>v</sub> [m<sup>3</sup>/h]** Air flow
- p<sub>sF</sub> [Pa]** Pressure drop
- P<sub>e</sub> [W]** Power input
- I [A]** Current
- L<sub>WA</sub> [dB (A)]** Sound power level A weighted
- T<sub>a max</sub> [°C]** Max. ambient temperature

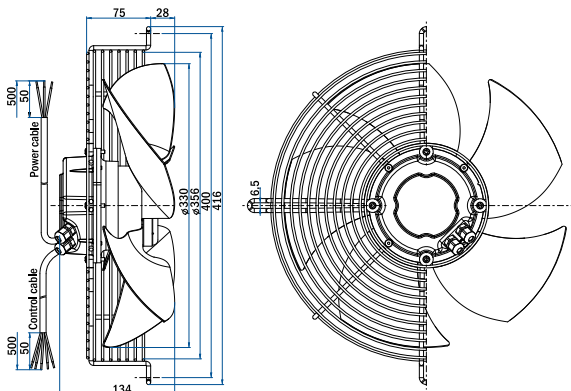
	U [V]	f [Hz]	n [RPM]	q <sub>v</sub> [m <sup>3</sup> /h]	p <sub>sF</sub> [Pa]	P <sub>e</sub> [W]	I [A]	L <sub>WA out</sub> [dB (A)]	T <sub>a max</sub> [°C]
1	230	50	1550	2800	0	83	0.68	70	65
2	230	50	1550	2610	30	98	0.80	68	65
3	230	50	1550	2355	60	116	0.94	66	65
4	230	50	1550	2050	90	123	0.99	66	65
5	230	50	1350	2439	0	53	0.49	66	65
6	230	50	1350	2273	23	68	0.56	64	65
7	230	50	1350	2051	46	76	0.64	63	65
8	230	50	1350	1785	68	81	0.66	62	65
9	230	50	1150	2077	0	38	0.32	62	65
10	230	50	1150	1936	17	44	0.37	60	65
11	230	50	1150	1747	33	47	0.41	59	65
12	230	50	1150	1521	50	53	0.43	58	65
13	230	50	950	1716	0	21	0.19	57	65
14	230	50	950	1600	11	26	0.23	55	65
15	230	50	950	1443	23	28	0.24	54	65
16	230	50	950	1256	34	32	0.27	53	65



Type: R09R-3330HB-ES25C-01A06  
Code: On request  
Weight:

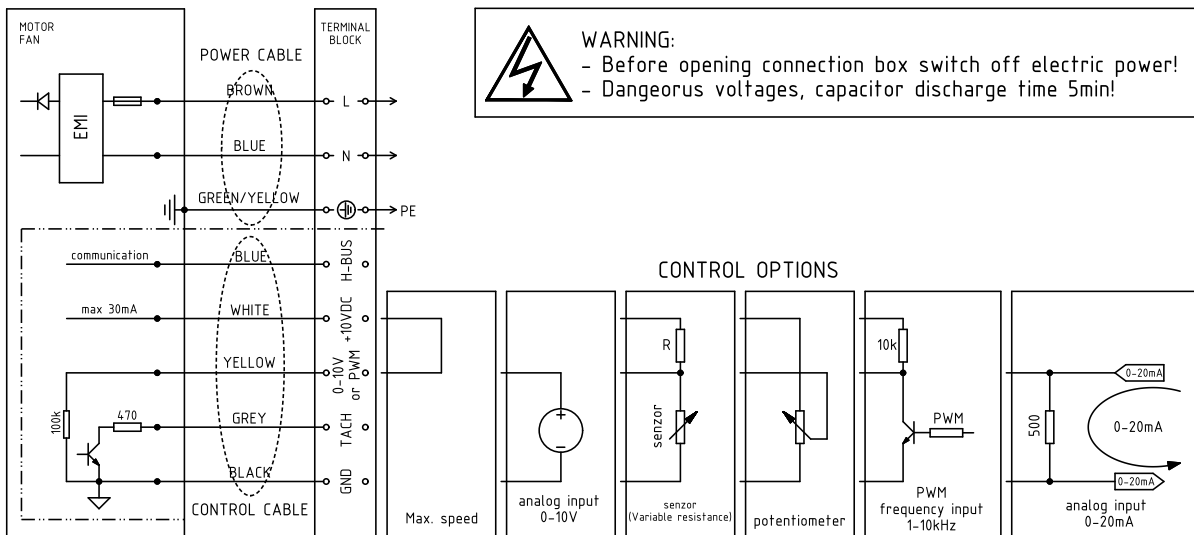


Type: R09P-3330HB-ES25C-01A06  
Code: On request  
Weight:



# Connection diagrams

## ■ Connection diagrams 0302-1-0000



## ■ Connection diagrams 0302-0-0001

