



# Kitchen

## CONDENSATE REMOVAL PUMP

Designed to take the heat! Extra quick & easy to fit, the Kitchen all-in-one boiler pump is designed to be fitted beneath domestic gas boilers and furnaces.



12L/h max. flow



10m max. rec. head  
(flow rate 4L/h)



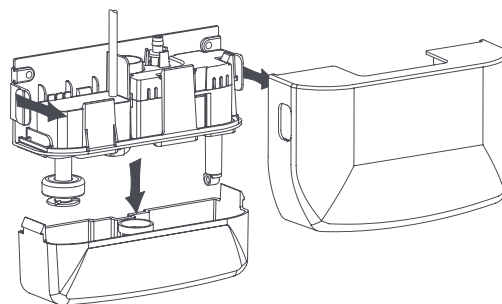
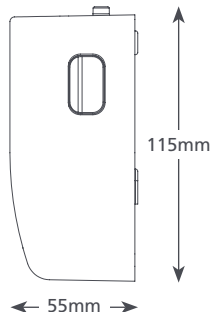
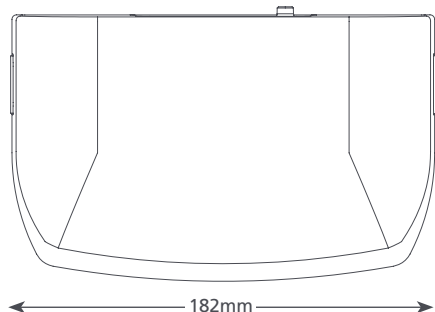
21dB(A)

### KEY FEATURES

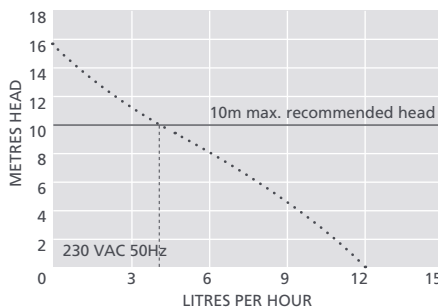
- Compact & discreet
- Mounts under boiler
- Quiet operation
- Clear removable reservoir

### SUITABILITY

- Up to 45kW / 153,000Btu/h with condensate PH value >2.7
- ✓ **Perfect for...** Domestic gas fired condensing boilers & furnaces



KITCHEN BOILER @ 230 VAC 50Hz	
Max. flow	12L/h @ 0m head
Max. rec. head	10m
Tank capacity	0.24L
dB(A) @ 1m	21
Power supply	230 VAC, 0.1A, 50/60Hz
Rated	Non continuous
Class	II appliance <input type="checkbox"/>
Max. unit output	45kW / 153,000Btu/h
Max. water temp	60°C / 140°F
Inlet/outlet	20mm in, 6mm out
IP Protection	IP21
Safety switch	3.0A Normally closed
Thermal protection	✓
Fully potted	✓
Self priming	✓



KITCHEN BOILER OPTIONS	
Kitchen boiler pump	FP2943

SUGGESTED XTRA ACCESSORIES		
Description		Part No.
Tube To Soil Stack Adaptor		FP2038
1 Amp Fuse		FP2620
Vinyl Tube Braided 1/4" (6mm)		AX5100
Acid Neutraliser		FP1021

For more installation accessories take a look at our Aspen Xtra range

IN THE BOX
Kitchen boiler pump (inc. 1m power cable)
• 6m discharge tube (6mm ID) • Inlet adaptor for 22 & 28mm pipe • Pipe adaptor • Fixing kit
• Install manual

Download manual at [aspenspumps.com](http://aspenspumps.com)